THE *D* CONSTRUCTION MODEL

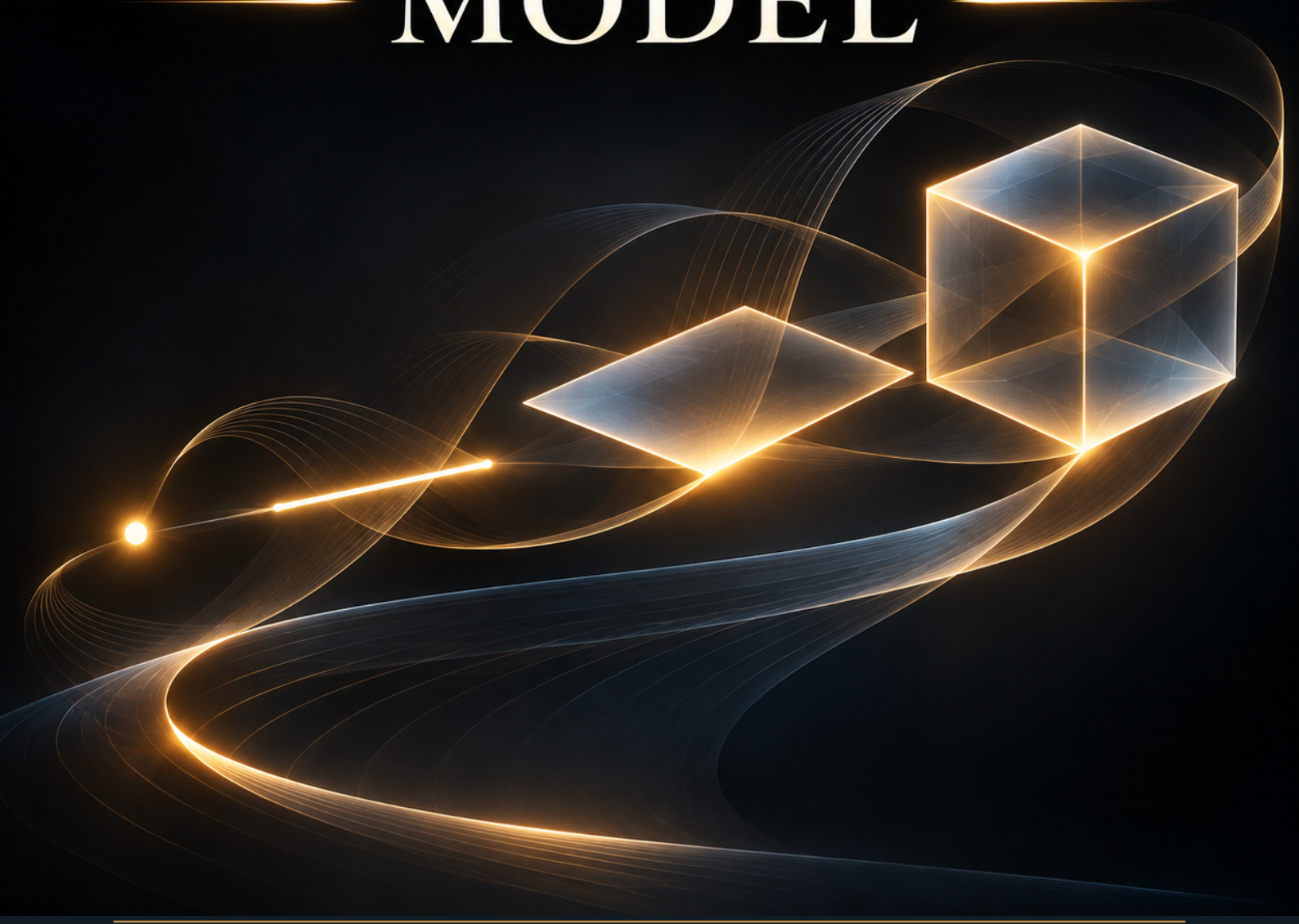

ACT II / THE PHYSICAL WORLD

Illustrated Companion

Written explanations, diagrams and optional audio captions

Editorial prototype • November 2026 • For author review

READER'S GUIDE

Explore the Physical World

This companion follows the four chapters of Act II while restoring detail from the original applications section. Read alongside the audiobook, or explore a single topic. Each pair of pages contains an expanded explanation, a diagram, an audio-caption script and a clear statement of what remains unestablished.

CHAPTER 8 / FROM DIMENSIONS TO MATTER

From Dimensions to Matter 3

Force, Inertia and Mass 5

CHAPTER 9 / ENERGY, LIGHT AND RADIATION

Energy and Transferable Reference 7

Light, Radiation and Causality 9

CHAPTER 10 / BUILDING THE ELEMENTS

LiMe and the Nuclear Link 11

Helium Cores and the Elements 13

Radioactive Change 15

Two Predictions to Investigate 17

CHAPTER 11 / FROM ATOMS TO EVERYDAY PHYSICS

MiFa and Chemical Bonding 19

SaCa, Heat and Entropy 21

Magnetism and Nuclear Alignment 23

Electricity and the EPO 25

Synthesis, glossary and research priorities 27

HOW TO USE THE AUDIO BOXES

Each numbered caption is a short, optional spoken explanation. This prototype contains scripts only. Audio links or QR codes can be added after recording.

CHAPTER 08 / EXPANDED EXPLANATION

From Dimensions to Matter

Matter as a hierarchy of complete time frames

Act I introduced the fundamental zero-dimensional point, named the GeNion, and the proposed attraction between two such points. Their repeated movement forms the first complete time frame. Within the appropriate further dimensional interaction, this time frame is itself a one-dimensional object. The model calls it a string.

The permanent motion-blur analogy is useful here. The motion continues within its own time arrow, but its entire time frame is encountered as a whole through another dimensional relationship. The model identifies the string with a proton when it participates in the appropriate context. The resemblance to the one-dimensional objects in string theory is a potential connection to investigate, not a demonstrated mathematical equivalence.

A further GeNion interacting with the string can produce motion in two dimensions. The author proposes a stable orbital relationship; in this context the additional GeNion is identified with an electron. The whole two-dimensional arrangement, when referenced through a third-dimensional interaction, provides the proposed foundation of a hydrogen atom. These identifications depend on the dimensional context: a GeNion is not always an electron, and a string is not always a proton.

Matter, in the author's definition, comprises the lower-dimensional interactions of GeNions that are referenced from our fourth-dimensional time arrow, insofar as those relationships can interact with it. A macroscopic object therefore consists of layered, continuing interactions rather than a collection of unrelated elementary ingredients.

> **FOUNDATION TO RETAIN**
>
> The object is the complete relative time frame of its underlying movement, not merely a drawing of its path.

Narration 8; original Chapters 7–8 (PDF pp. 31–53).

CHAPTER 08 / FIGURE AND AUDIO

Visual guide: From Dimensions to Matter

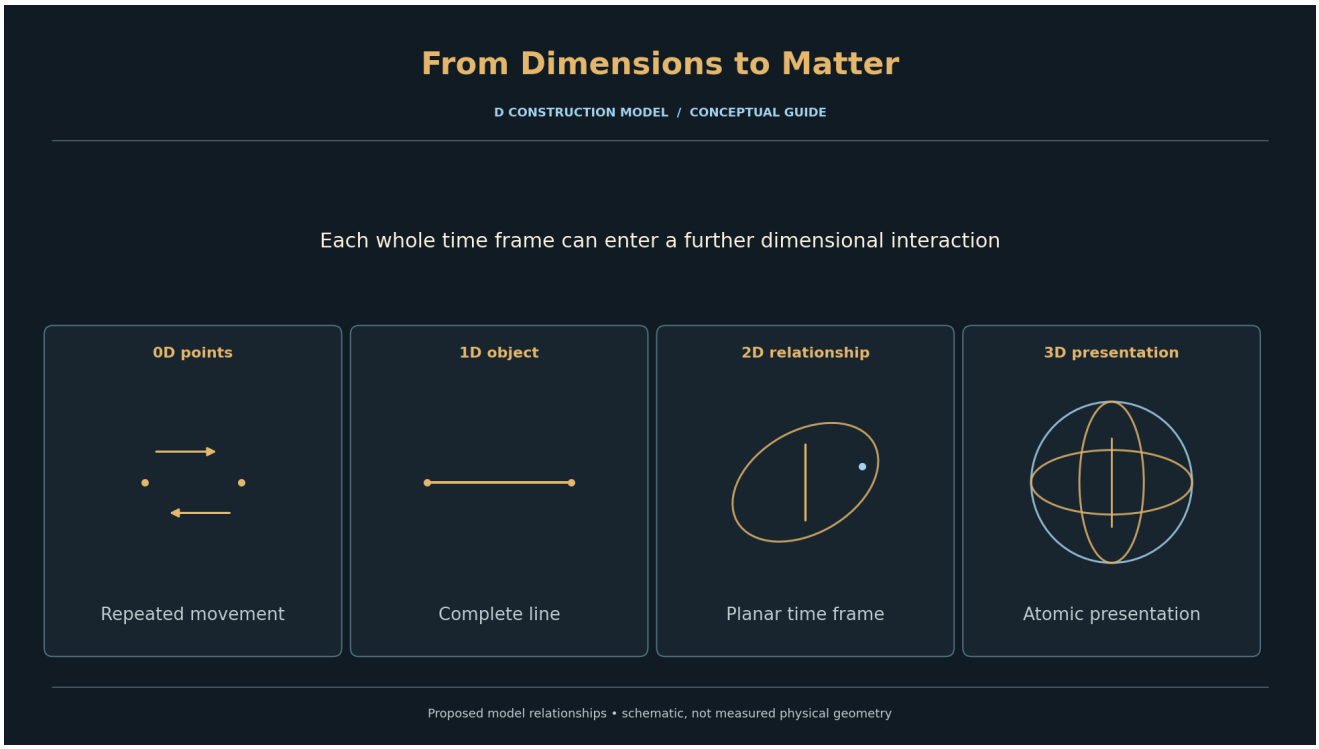

Reading the diagram. Read from left to right: two points oscillate; their complete line of movement is the string; a further point forms a proposed planar orbital interaction; that arrangement acquires a third-dimensional presentation. The diagram is schematic, not an observed image of hydrogen.

OPTIONAL COMPANION AUDIO CAPTION 01 • APPROX. 30–55 SECONDS

The model begins with two interacting points. Their complete movement is encountered as a one-dimensional object. A further GeNion introduces a two-dimensional relationship. In the appropriate context, the model identifies the first structure with a proton and the additional GeNion with an electron. A third-dimensional interaction then gives the proposed atomic presentation. Each level retains its underlying movement, but appears as a whole to the next level of interaction.

What this does not establish. The construction does not yet derive particle masses, charges, spectra or the measured internal structure of nucleons. These are necessary quantitative comparisons.

CHAPTER 08 / EXPANDED EXPLANATION

Force, Inertia and Mass

The same interaction, viewed from another dimensional level

The model defines a force as the dimensional interaction between two or more objects. Its first example is the attraction of two GeNions. The resulting movement constitutes first-dimensional time. From the perspective of a further time arrow, that same interaction can be experienced as a force.

The author distinguishes the attraction constructing a proton string from the separate nuclear relationship binding several protons. Conventional force classifications may therefore combine effects which the model assigns to different dimensional interactions. Later sections introduce the intra-dimensional causal zones that are intended to make those distinctions more precise.

The author defines inertia as resistance to movement and mass as the degree of that resistance. The proposed source is the multi-dimensional referencing of an object and its relationships with other matter. A change to the motion of a larger object involves the relationships of its constituent time frames rather than an isolated point alone.

In ordinary mechanics, inertial mass measures resistance to acceleration. The model aims to account for that measurable behaviour using its dimensional construction. Its current description identifies a possible underlying mechanism, but supplies no numerical rule for calculating mass from a particular arrangement. The link to gravitational behaviour and higher dimensions will be addressed in Act III.

FOUNDATION TO RETAIN

Force: dimensional interaction. Inertia and mass: proposed consequences of interconnected dimensional referencing.

Narration 8; original Chapter 8 (PDF pp. 45–53).

CHAPTER 08 / FIGURE AND AUDIO

Visual guide: Force, Inertia and Mass

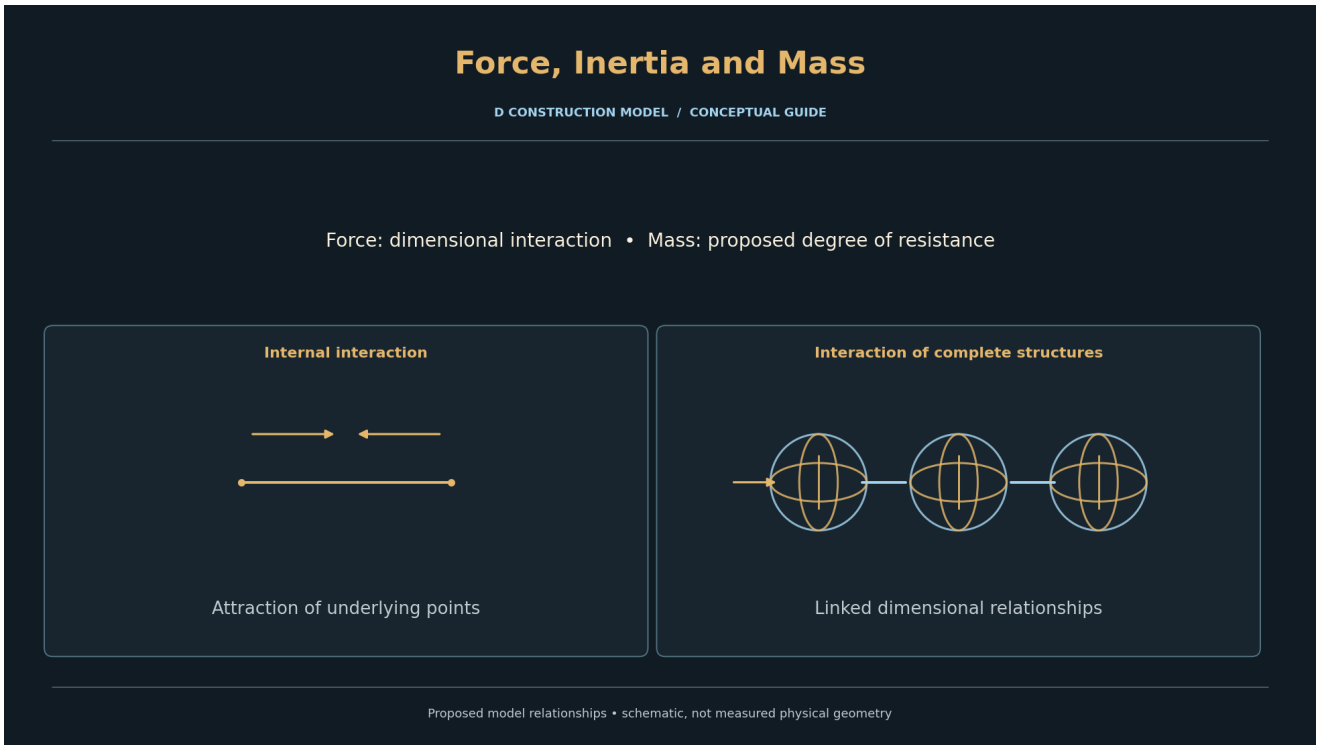

Reading the diagram. The left panel illustrates the internal attraction of the constituent points from an interaction between complete objects. On the right, several linked time frames represent the relationships involved when a larger structure changes its motion; the arrows are conceptual, not force vectors of known magnitude.

OPTIONAL COMPANION AUDIO CAPTION 02 • APPROX. 30–55 SECONDS

A force, in this model, is not an additional ingredient. It is the dimensional interaction itself. The original attraction between two GeNions creates movement and time. More complex constructions introduce further relationships. The author attributes inertia to the interconnected dimensional referencing of matter, and mass to the resulting degree of resistance. A mathematical account would have to explain how these relationships produce the measured resistance to acceleration.

What this does not establish. An interaction diagram does not determine force strength, mass or acceleration. The model requires equations and comparison with measured force laws.

CHAPTER 09 / EXPANDED EXPLANATION

Energy and Transferable Reference

Distinguishing matter from the relationships that can be transferred

In the model, energy is the transferable combination of values, or time frames, of dimensional referencing by our fourth-dimensional time arrow. This is a specialised definition, distinct from the numerical energy quantities used in established physics. It takes the complete movement of an interaction and asks how a change in that movement may enter another relationship.

Consider an electronic arrangement changing from one allowed state to another. The author proposes that the difference between the two time-frame references can be released and subsequently accepted by another compatible arrangement. The original GeNion need not travel between the two atoms. The transfer concerns the dimensional reference rather than the constituent matter of the emitting object.

A photon is interpreted as a complete transferable portion of the source electron’s orbital time frame. The original manuscript pictures it as a small hoop. The hoop represents the completeness of the reference, not a measured solid circular object moving through space.

The account links quantisation to complete allowed arrangements: a transferable reference must correspond to an admissible change, rather than an arbitrary fraction of an orbital time frame. In this way the author attempts to connect energy transfer, emission and absorption with the same construction used to describe matter.

> **FOUNDATION TO RETAIN**
>
> Energy is proposed to be transferable dimensional referencing; light is a transferable reference without the source’s constituent matter.

Narration 9; original Chapter 9 (PDF pp. 53–68).

CHAPTER 09 / FIGURE AND AUDIO

Visual guide: Energy and Transferable Reference

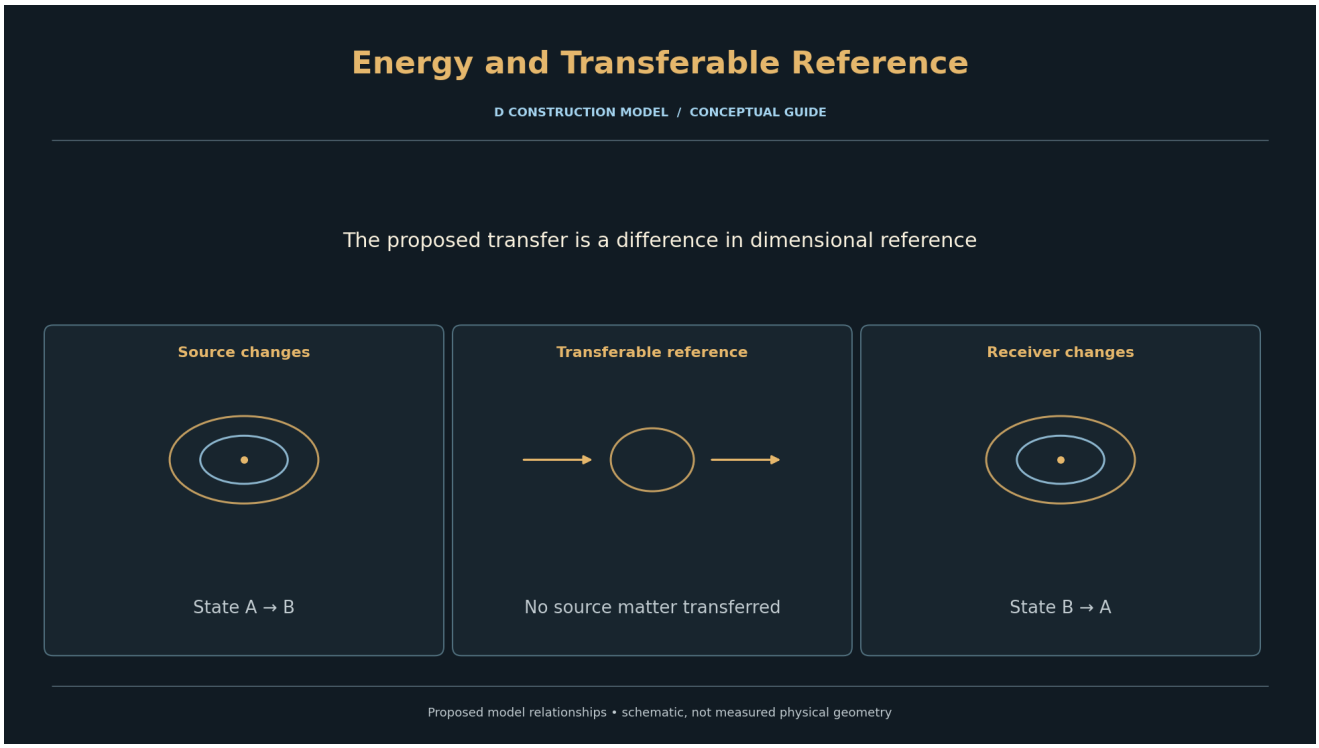

Reading the diagram. The source changes from arrangement A to B. The released reference is represented by a small gold loop travelling toward a compatible receiving arrangement, which changes from B to A. The loops are symbolic time-frame states; no particular orbital geometry or energy value is asserted.

OPTIONAL COMPANION AUDIO CAPTION 03 • APPROX. 30–55 SECONDS

Matter and energy are related here through dimensional referencing. A change to the source arrangement may release a complete portion of its earlier reference. The model identifies that transferable portion with a photon. The constituent point remains part of the source, while the reference may interact with another compatible arrangement. The model uses complete time frames to motivate discrete energy transfers. Quantitative transition energies remain to be derived.

What this does not establish. The picture does not establish an energy-conservation equation, photon momentum, or the exact sizes of allowed transitions. Those require explicit calculation.

CHAPTER 09 / EXPANDED EXPLANATION

Light, Radiation and Causality

DiRe and the proposed directional character of interactions

The author introduces DiRe radiation as a model-specific term for radiation interpreted through dimensional referencing. Visible light is associated principally with two-dimensional electronic orbital references; the manuscript associates X-rays with actual three-dimensional movement. Gamma radiation is linked to changes in the nuclear lattice. These are proposed mechanisms, not replacements for the measured electromagnetic spectrum.

The model interprets the packet-like aspect of light as the completeness of a transferable reference. Its wave-like effects are attributed to the combined possibilities of interaction between differently oriented time arrows and causal cones. Polarisation is discussed in terms of whether a reference can couple to a compatible orientation.

Reflection is attributed in the manuscript to a reference meeting an atomic arrangement which already contains that referencing. Refraction is interpreted as light entering a region with a different concentration of lower-dimensional space, while following what the author describes as a pan-dimensional straight line. These explanations need a precise mathematical account of boundary conditions, angles, intensities and propagation.

The model also links the speed of light to the speed of causality. The causal structure determines how the relevant references can propagate, rather than light being an independently introduced material constituent. More detailed discussion of relative time arrows and gravity is reserved for Act III.

> **FOUNDATION TO RETAIN**
>
> DiRe is the model’s proposed interpretation of radiation. Measured spectra, wave effects and detection events remain the phenomena to explain.

Narration 9; original Chapter 9 (PDF pp. 53–68).

CHAPTER 09 / FIGURE AND AUDIO

Visual guide: Light, Radiation and Causality

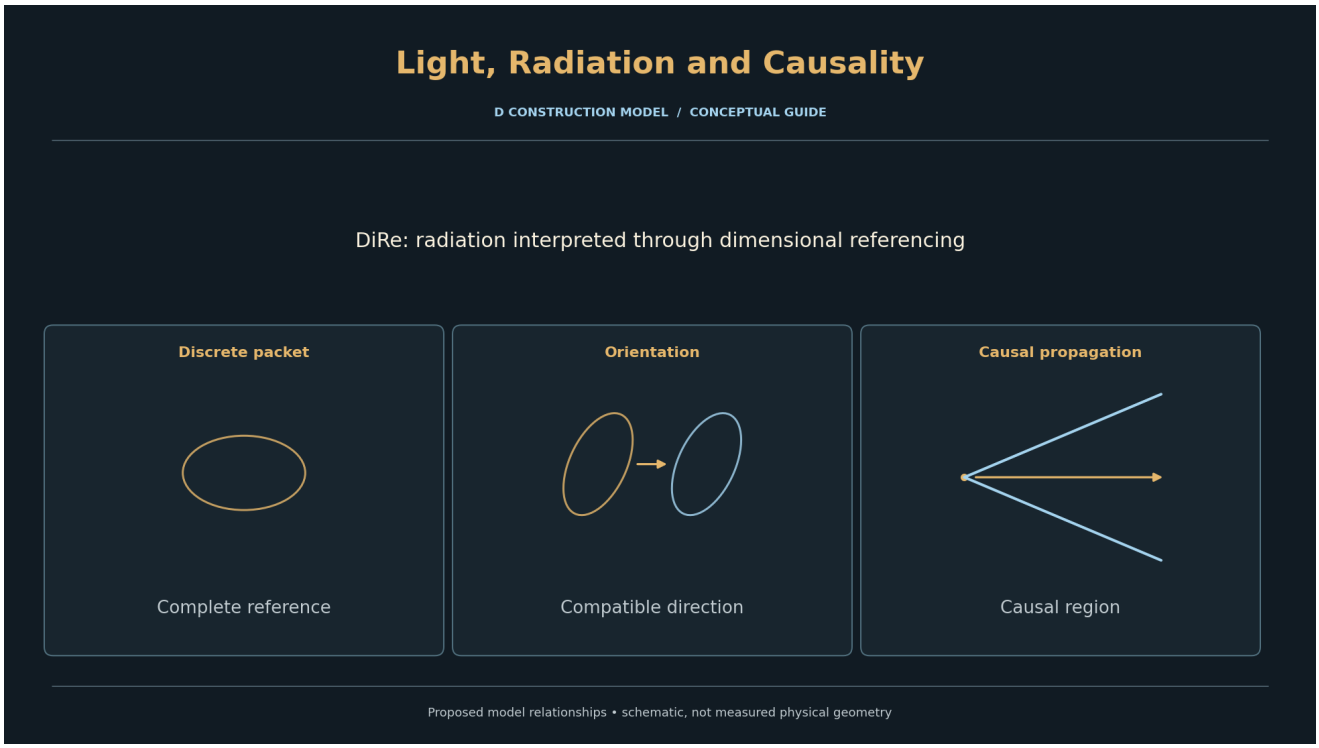

Reading the diagram. The panels separate three ideas: a transferable packet, orientation-selective coupling, and propagation through a causal region. This is a conceptual comparison; the polarisation and cone drawings do not calculate measured optical effects.

OPTIONAL COMPANION AUDIO CAPTION 04 • APPROX. 30–55 SECONDS

The model describes a photon as a transferable portion of dimensional reference. Its completeness is intended to account for the packet-like nature of detection. The orientation of causal relationships is then used to interpret wave-like effects and polarisation. DiRe is the author's term for this wider account of radiation. Reflection, refraction and the speed of light are further applications, whose detailed predictions would need to agree with optical measurements.

What this does not establish. The manuscript does not provide quantitative optical predictions sufficient to establish its proposed mechanisms. Test against spectra, interference, polarisation, reflection and refraction measurements.

CHAPTER 10 / EXPANDED EXPLANATION

LiMe and the Nuclear Link

A new interaction between proton time-frame objects

The construction of a nucleus introduces a different relationship from the attraction within a single proton string. When the causal regions of two one-dimensional proton objects overlap, the author identifies an intra-dimensional causal zone, named LiMe.

An unreferenced LiMe zone is proposed to have a repulsive effect. The author therefore asks what happens if another dimensional object can participate within that zone. The neutron is proposed to be a two-dimensional object structurally related to the hydrogen-like arrangement, but situated in the LiMe zone rather than participating as an ordinary atom.

By referencing the dimensional relationship between neighbouring protons, the neutron is proposed to provide a binding link. The proton objects, the neutron and the zone have different roles. LiMe is not a separate material particle. Nor is the neutron simply a point or an additional proton string.

This distinction allows the model to discuss changes in nuclear stability when neutrons are added or removed. Proton number determines the element; the neutron number distinguishes its isotopes. The model seeks to explain their different stability through changes in the available nuclear links and arrangements.

> **FOUNDATION TO RETAIN**
>
> LiMe: the proposed causal zone between one-dimensional proton objects; a two-dimensional neutron provides the linking reference.

Narration 10; original Chapter 10 (PDF pp. 68–82).

CHAPTER 10 / FIGURE AND AUDIO

Visual guide: LiMe and the Nuclear Link

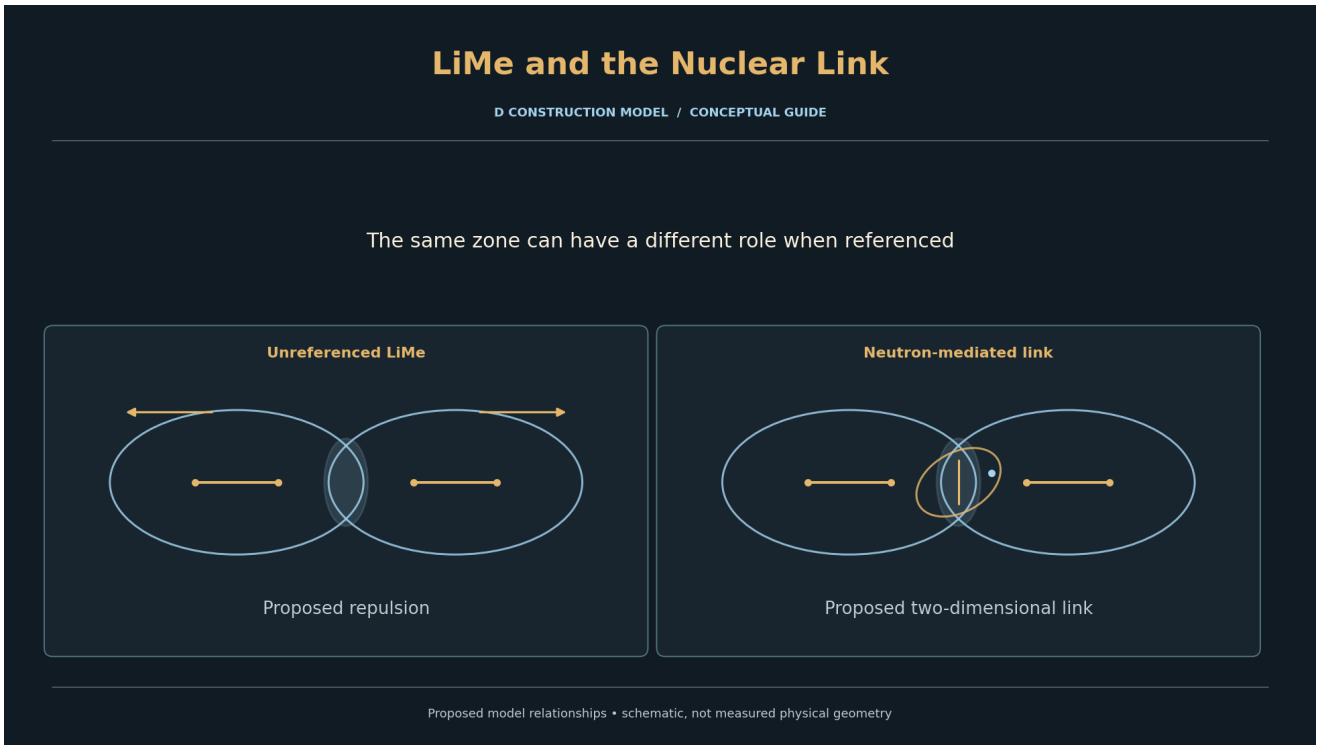

Reading the diagram. Left: two proton strings with a shared unreferenced zone and outward arrows indicating proposed repulsion. Right: a symbolically planar neutron structure in the zone represents the proposed binding reference. The neutron drawing does not assert an exact shape or size.

OPTIONAL COMPANION AUDIO CAPTION 05 • APPROX. 30–55 SECONDS

Two proton structures introduce a new kind of causal overlap. The model calls it the LiMe zone and proposes that the unreferenced zone gives rise to repulsion. A neutron is described as a two-dimensional object which can reference this zone. In that context it acts as a link between the protons. This is different from the attraction that originally forms a proton string. The proposed distinction connects nuclear stability to the availability of dimensional links.

What this does not establish. Binding energies, nuclear radii, scattering results and isotope stability must be reproduced before the LiMe mechanism can be established.

CHAPTER 10 / EXPANDED EXPLANATION

Helium Cores and the Elements

From a compact nuclear unit to proposed lattices

The manuscript uses the helium-4 nucleus, containing two protons and two neutrons, as a particularly important organising structure. Its two proton objects and their neutron-mediated links provide a starting point for constructing more complex nuclei.

The author explores how helium-like units could form latticed arrangements with additional nucleons and available LiMe connections. The intention is to relate the geometry and stability of nuclear cores to the organisation of the periodic table, with particular attention to the noble gases and relative elemental abundances.

This should not be interpreted as a claim that every nucleus consists solely of separate, intact helium nuclei. The manuscript proposes additional links and arrangements. The important question is whether a single underlying construction rule can account for the variety of observed nuclei without adjusting its mechanism separately for each case.

The detailed elemental diagrams are essential for evaluating the proposal. This overview uses a bookkeeping schematic rather than inventing exact lattice coordinates. A later technical annex should reproduce the author-approved layouts for individual elements and isotopes, then compare their proton and neutron counts, stability, nuclear sizes and measured properties.

> **FOUNDATION TO RETAIN**
>
> Helium-like cores serve as an organising geometry, with additional nucleons and links proposed to construct larger nuclear arrangements.

Narration 10; original Chapter 10 (PDF pp. 68–82).

CHAPTER 10 / FIGURE AND AUDIO

Visual guide: Helium Cores and the Elements

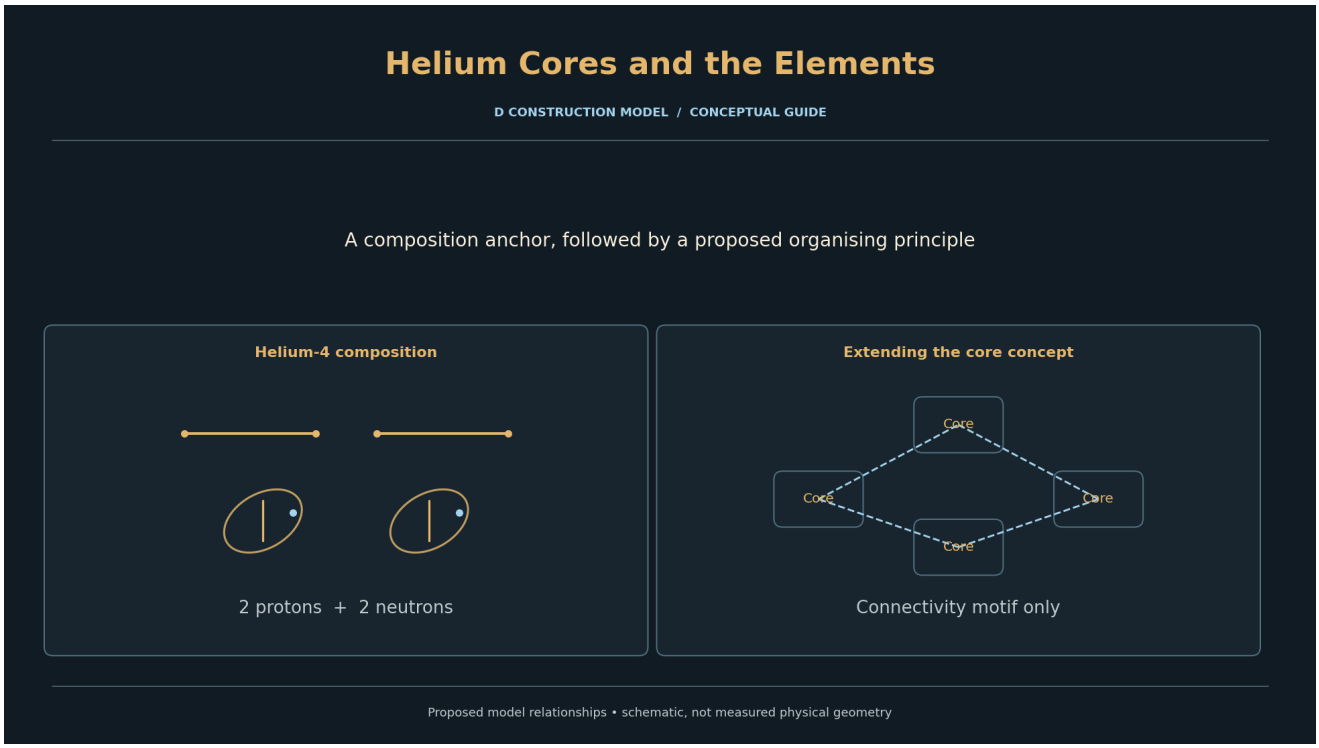

Reading the diagram. The left panel labels helium-4's known composition: two protons and two neutrons. The right panel is a connectivity motif illustrating the idea of extending a core. It is not a proposed exact nucleus for any particular element.

OPTIONAL COMPANION AUDIO CAPTION 06 • APPROX. 30–55 SECONDS

Helium-4 contains two protons and two neutrons. The author uses this compact nucleus as an organising unit for the model's larger nuclear constructions. By extending the available LiMe links, the model explores lattice-like arrangements and possible patterns of stability. The diagrams must eventually account for each nucleus separately. The schematic here shows the organising idea rather than assigning a specific geometry to an element.

What this does not establish. Nuclear composition alone does not validate a lattice. Noble-gas chemistry must also be distinguished from nuclear stability; the proposed link requires evidence.

CHAPTER 10 / EXPANDED EXPLANATION

Radioactive Change

Alpha, beta and gamma processes within the proposed construction

Radioactive decay challenges any proposed nuclear model because changes in composition and energy can be measured. The D Construction Model interprets decay as a rearrangement of an unstable dimensional core towards another configuration.

In alpha decay, the emitted helium-4 nucleus contains two protons and two neutrons. The author interprets its release as the removal of a stable unit from a larger proposed nuclear lattice. The daughter nucleus has two fewer protons and two fewer neutrons.

In beta-minus decay, a neutron-to-proton transformation is accompanied by electron and antineutrino emission in the established description. The author relates the change to the neutron's LiMe reference. The original manuscript also discusses the reverse proton-to-neutron transformation under its beta-plus and electron-capture account. These are distinct measured processes: positron emission and electron capture must not be merged into one reaction. The author's proposed constituent bookkeeping needs clarification.

Gamma emission does not change the proton or neutron count. The model describes it as a release of DiRe radiation associated with a changed nuclear lattice. Its additional PaCh proposal concerns the LiMe time-frame reference associated with beta processes, which will be examined separately on the research page.

FOUNDATION TO RETAIN

Decay changes the arrangement, and can release constituents, dimensional references or both, according to the model.

Narration 10; original Chapter 11 (PDF pp. 82–93).

CHAPTER 10 / FIGURE AND AUDIO

Visual guide: Radioactive Change

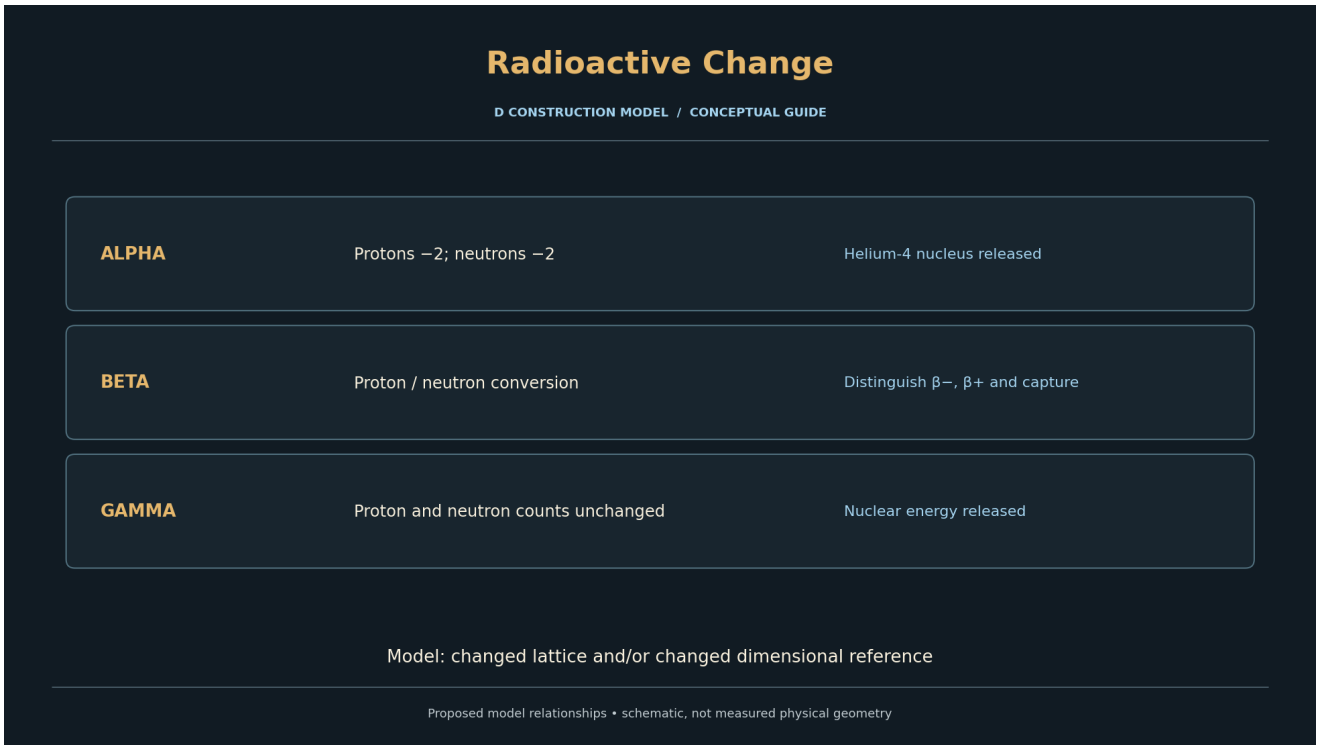

Reading the diagram. Three rows show the measured compositional changes, alongside the model's proposed interpretation. These are bookkeeping diagrams rather than drawings of actual nuclear geometry. The beta row distinguishes beta-minus, beta-plus and electron capture in the written legend.

OPTIONAL COMPANION AUDIO CAPTION 07 • APPROX. 30–55 SECONDS

The model views radioactive decay as a change in a nuclear arrangement. Alpha decay releases a helium nucleus. Beta processes alter the proton and neutron composition, and the author links those changes to the LiMe zone. Gamma emission releases energy without changing those counts. Each proposal must account for the observed daughter nucleus, emitted products and energy balance. The PaCh hypothesis is a separate and more demanding question.

What this does not establish. The source's beta terminology and PaCh mechanism require author review. Any alternative must account for observed neutrino interactions, decay spectra and conservation laws.

CHAPTER 10 / EXPANDED EXPLANATION

Two Predictions to Investigate

From a qualitative proposal to a distinguishing measurement

The chlorine-isotope prediction is one of the manuscript's most distinctive proposals. It suggests that chlorine-35 would absorb X-rays under conditions in which chlorine-37 would not, because of their proposed different nuclear arrangements. Both isotopes contain 17 protons; their neutron counts are 18 and 20 respectively. The claimed absorption contrast is not an experimental result reported by the book.

To turn the claim into a testable prediction, the author needs to identify the radiation energy or spectral range, the specific absorption mechanism and the expected magnitude of the difference. Sample conditions, isotope composition, attenuation and the reference comparison must be specified. Existing measurements and conventional explanations must be reviewed before deciding whether a new experiment is needed.

The manuscript also proposes PaCh radiation: a transferable dimensional reference originating within the LiMe zone and associated with beta decay. The author suggests that the presence of radiation associated with beta-minus decay could increase the decay rate of a beta-plus emitter. This is a proposed alternative interpretation of effects associated with neutrinos; no measured confirmation is given. The original example mentions carbon-10 and carbon-14.

For the companion's research record, the author should specify exactly which beta process is affected, how the incoming reference couples, the predicted rate change and uncertainties, and what result would count against the hypothesis. Any radioactive-source investigation belongs with qualified researchers at an appropriately authorised facility. This page records the scientific questions, not a practical experimental procedure.

> **FOUNDATION TO RETAIN**
>
> Prediction records should state the expected observable, conditions, effect size, alternative explanations and a criterion for failure.

Narration 10; original Chapters 10–11 (PDF pp. 68–93).

CHAPTER 10 / FIGURE AND AUDIO

Visual guide: Two Predictions to Investigate

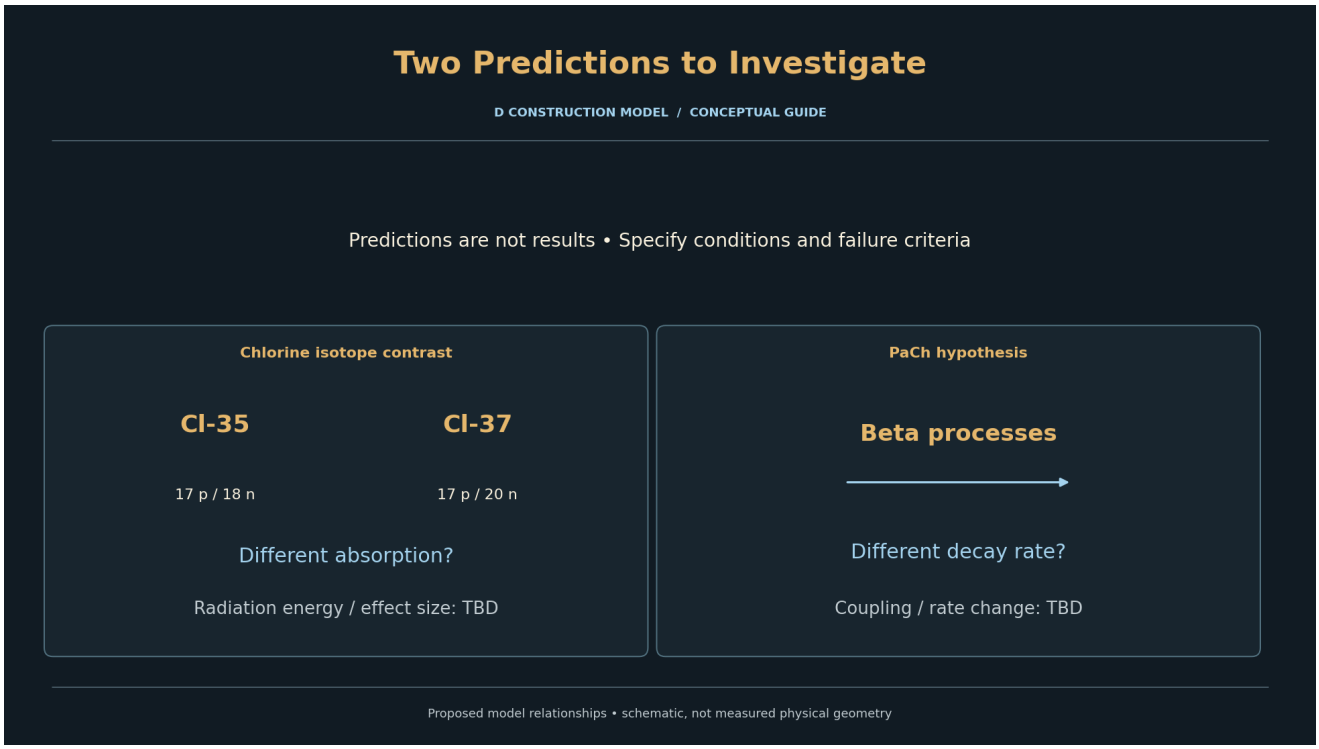

Reading the diagram. Two conceptual research cards show the claimed directional differences: isotope-dependent absorption and possible decay-rate alteration. Question marks intentionally stand in for unspecified quantitative outcomes; neither graphic represents measured data.

OPTIONAL COMPANION AUDIO CAPTION 08 • APPROX. 30–55 SECONDS

Two proposals move the discussion towards testable science. The first predicts a difference in X-ray absorption between chlorine-35 and chlorine-37. The second predicts a change in a beta decay rate associated with the proposed PaCh radiation. Neither claim is established by the manuscript. Both need a precise expected effect, comparison with existing evidence and criteria that could disconfirm the proposed mechanism.

What this does not establish. Do not classify either claim as validated. This is a preliminary prediction register; all test details and relevant evidence require specialist review.

CHAPTER 11 / EXPANDED EXPLANATION

MiFa and Chemical Bonding

The electron-pair object as a shared dimensional link

The same causal-overlap pattern is proposed to occur at a further level. When the two-dimensional atomic relationships of neighbouring atoms overlap, the author calls the resulting intra-dimensional causal region MiFa. This is distinct from LiMe, which concerns proton structures within a nucleus.

An electron from each interacting atom participates in the shared MiFa reference. The pair is described as a one-dimensional electron-pair object, or EPO. In the model, its linking role is the basis of covalent bonding. Electron orbitals also reference particular proton structures, which the manuscript uses to interpret molecular geometry and certain properties of water.

For ionic bonding, the author proposes a combination of weak covalent links and a stronger combined three-dimensional attraction in the tightly packed lattice. Metallic bonding is described through a related combination, with stronger covalent links and potentially weaker higher-dimensional attraction. These are specific alternative accounts, not the usual definitions of ionic or metallic bonding.

The model attributes states of matter to the balance between attractive MiFa links and repulsion associated with fully referenced outer electron arrangements. Differences in density and spacing alter which interactions are available. Detailed molecular diagrams, including water and lattice examples, should be developed from the original illustrations in consultation with the author.

> **FOUNDATION TO RETAIN**
>
> MiFa is the proposed interatomic causal zone; the EPO is a linked one-dimensional reference formed by two electrons.

Narration 11; original Chapter 12 (PDF pp. 93–112).

CHAPTER 11 / FIGURE AND AUDIO

Visual guide: MiFa and Chemical Bonding

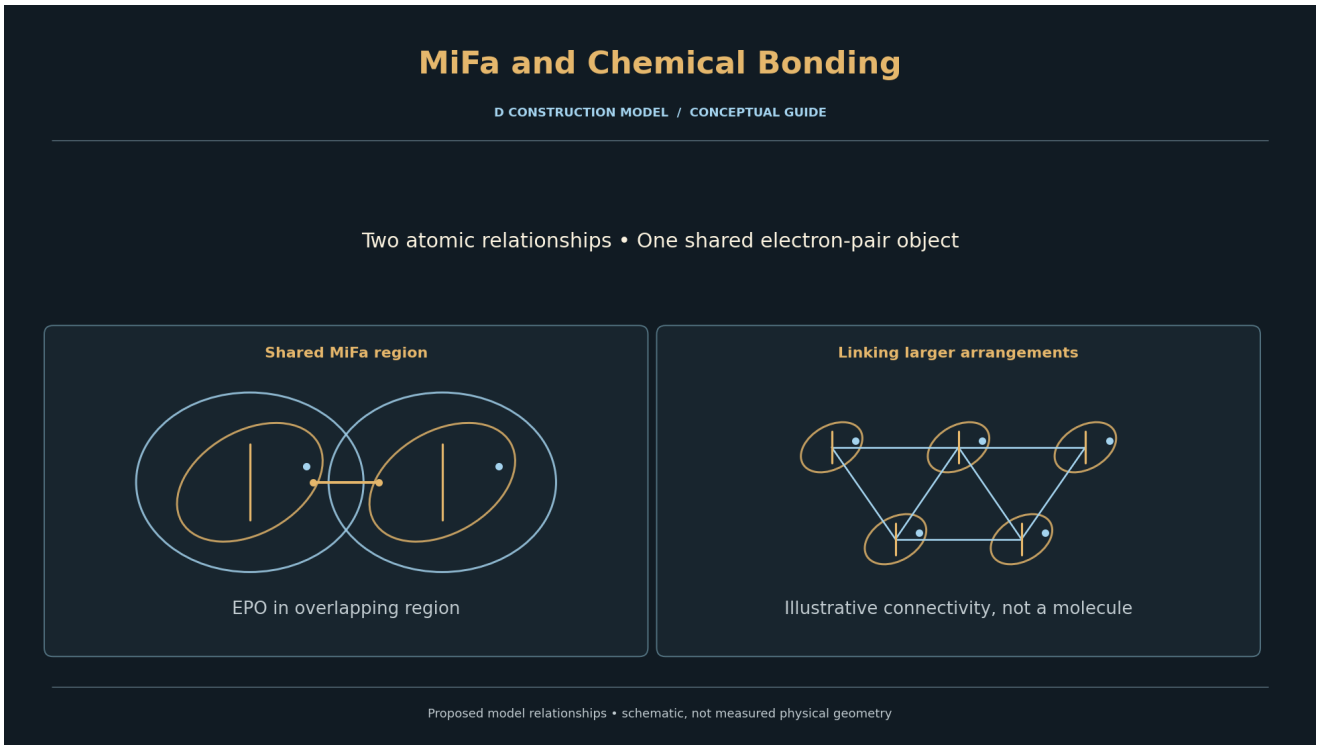

Reading the diagram. Two planar atomic references contribute to a single highlighted linking object in their shared zone. On the right, an abstract connected arrangement illustrates the idea of a lattice. These are not standard chemical structural formulae.

OPTIONAL COMPANION AUDIO CAPTION 09 • APPROX. 30–55 SECONDS

The MiFa zone is introduced between atomic relationships, rather than between protons. An electron associated with each atom participates in the shared reference. The author calls the resulting one-dimensional link an electron-pair object. Its proposed role is to hold the atoms together. The model then explores how such links and further three-dimensional attractions might produce different kinds of bonding and different states of matter.

What this does not establish. The EPO mechanism must reproduce bond energies, molecular structures, ionic behaviour and metallic conductivity. Geometric analogy does not establish these properties.

CHAPTER 11 / EXPANDED EXPLANATION

SaCa, Heat and Entropy

A third causal zone, in the spaces between three-dimensional structures

SaCa is the name given to the intra-dimensional causal zone formed by the overlapping three-dimensional causal regions of atoms or molecules. The model distinguishes it from MiFa, which concerns interatomic bonds. SaCa referencing occurs in the spaces between the three-dimensional structures.

The manuscript proposes that the dimensional reference of a single electron within the SaCa zone is heat energy. Because that electron also participates in other dimensional relationships, the author proposes that heat can be converted into other forms of reference and vice versa.

Thermal conductivity is interpreted as the transfer of heat referencing through sufficiently close SaCa zones. As the arrangement and spacing of atoms or molecules change, the opportunity for this transfer changes too. Expansion and resistance to compression are considered alongside the repulsion of fully referenced outer electron arrangements.

Entropy is treated as an emergent consequence of the combined dimensional interactions as seen through our fourth-dimensional time arrow. The author links the tendency for energy to move from higher to lower potential to the underlying directional causal relationships. This is a proposed physical account of the observed tendency, not a quantitative derivation of thermodynamic entropy.

FOUNDATION TO RETAIN

SaCa: proposed three-dimensional causal overlap associated with heat referencing by a single electron, distinct from the EPO in MiFa.

Narration 11; original Chapter 13 (PDF pp. 112–128).

CHAPTER 11 / FIGURE AND AUDIO

Visual guide: SaCa, Heat and Entropy

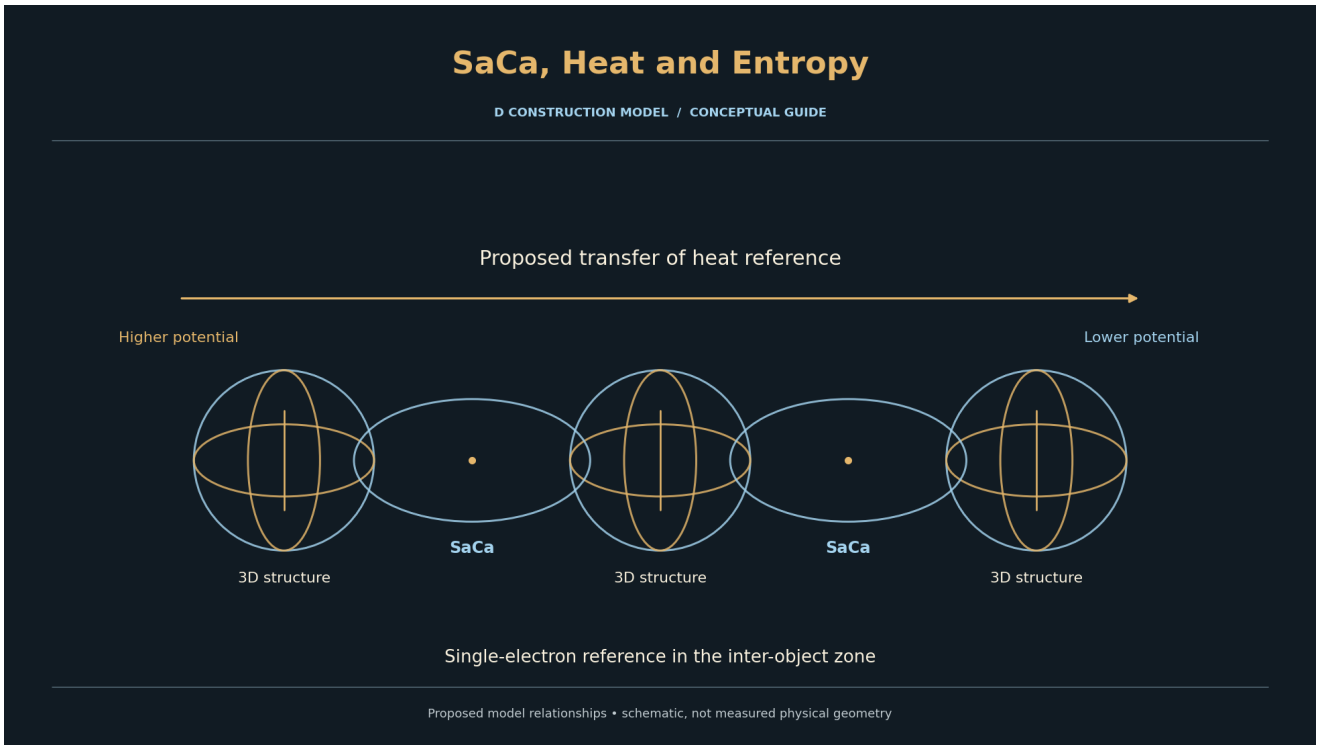

Reading the diagram. A chain of three-dimensional symbolic objects is connected by highlighted inter-object regions. The direction arrow depicts the proposed transfer of heat reference under a potential difference. No actual temperature or transport coefficient is implied.

OPTIONAL COMPANION AUDIO CAPTION 10 • APPROX. 30–55 SECONDS

SaCa concerns the spaces between three-dimensional atoms or molecules. The model associates heat with the referencing of a single electron in this zone. When adjacent zones allow a transfer, heat may pass through the material. Because the same electron participates in other dimensional relationships, the model also proposes a route for converting heat into other forms of energy. Entropy is interpreted as the collective effect of these interactions.

What this does not establish. The model needs quantitative relationships for temperature, heat capacity, conductivity and entropy, tested against thermodynamics and statistical measurements.

CHAPTER 11 / EXPANDED EXPLANATION

Magnetism and Nuclear Alignment

The proposed significance of first-dimensional time-arrow orientation

In the D Construction Model, magnetism is attributed to the alignment of atomic nuclei, particularly the orientation of the first-dimensional proton time arrows in central helium-core structures. When many such structures align, the author proposes that their causal cones produce increased combined interaction.

The model relates magnetic poles to the two directions of movement of the constituent GeNions within a proton string. The orientations of the time arrows and the associated causal relationships are used to propose explanations for attraction and repulsion.

Chemical bonding is important to this account. The author proposes that opposing orientations help create the MiFa links and that the EPO can resist internal realignment. Permanent magnetism would therefore require an arrangement in which the nuclear alignment can be changed and then retained, potentially due to asymmetries in the atomic core.

The original chapter applies this interpretation to different materials and considers whether pressure could change their magnetic behaviour. This is an alternative mechanism rather than an established account of magnetism. It must explain the observed connection between electronic structure, magnetic moments, materials, fields and temperature, and identify measurements that would distinguish its nuclear-alignment proposal.

FOUNDATION TO RETAIN

The proposed magnetic effect depends on the orientation and combined causal interaction of proton time arrows.

Narration 11; original Chapter 14 (PDF pp. 128–138).

CHAPTER 11 / FIGURE AND AUDIO

Visual guide: Magnetism and Nuclear Alignment

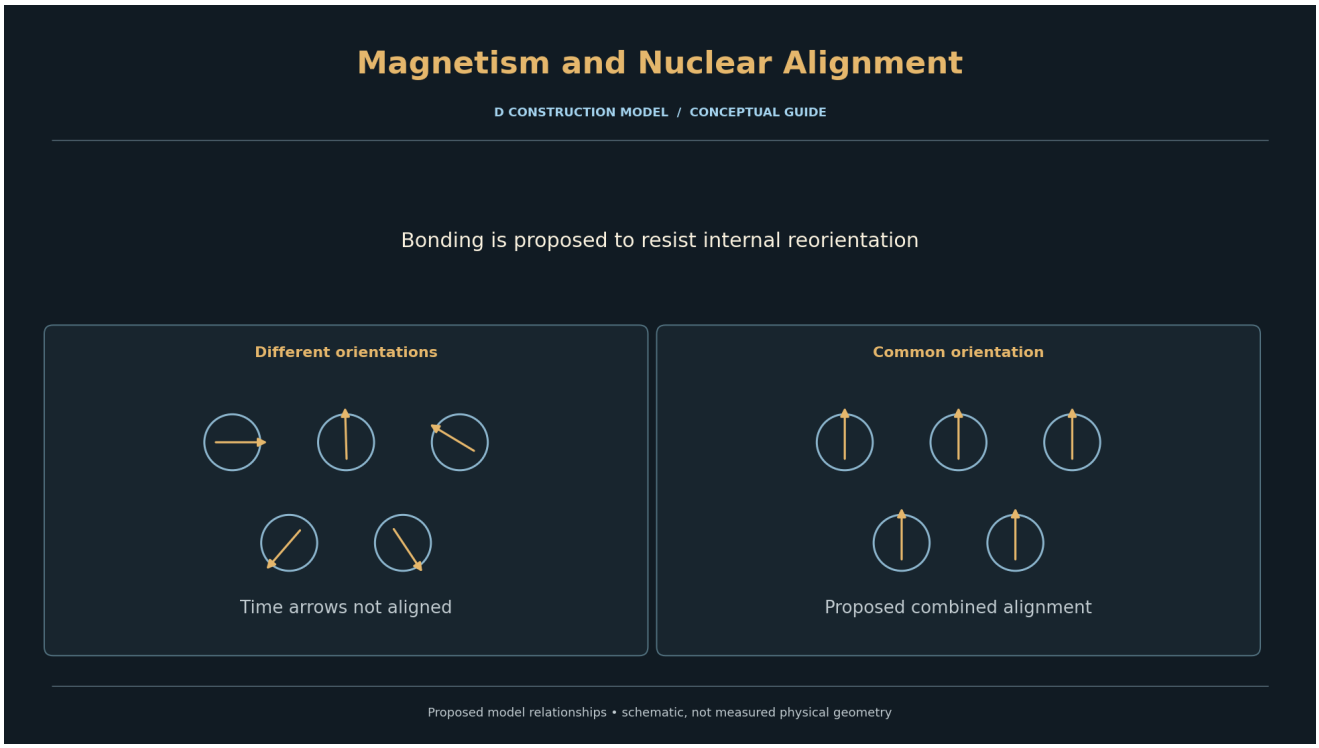

Reading the diagram. The left panel shows differently oriented schematic proton time arrows. The right panel shows a common orientation. The text above the panels notes the author's proposal that bonding can resist reorientation. Arrow directions represent the model's time-arrow idea, not measured magnetic moments.

OPTIONAL COMPANION AUDIO CAPTION 11 • APPROX. 30–55 SECONDS

The author interprets magnetism through orientation. In the proposed nuclear structures, first-dimensional time arrows can align, allowing combined causal interactions to become stronger. Bonding may oppose that reorientation through the electron-pair links. A material that retains an alignment would therefore show permanent magnetism in this interpretation. The mechanism must be compared with measured magnetic properties, including their dependence on electronic structure.

What this does not establish. Alignment imagery is not evidence that nuclear time arrows produce ordinary magnetism. Quantitative magnetic moments, forces and material-dependent effects remain essential tests.

CHAPTER 11 / EXPANDED EXPLANATION

Electricity and the EPO

The transfer of dimensional referencing between neighbouring MiFa zones

Electricity is interpreted in the manuscript as the transfer of the one-dimensional reference of an electron-pair object from MiFa zone to MiFa zone. The author describes movement from higher to lower available potential. The emphasis is on the transferable relationship rather than following an isolated particle throughout a conductor.

The model associates voltage with a difference in EPO referencing potential, current with the flow of that reference, and resistance with the extent to which transfer is opposed or converted into other effects, including heat and changes of orientation. These definitions must be connected to the standard measured quantities rather than replacing them by terminology alone.

The author discusses mechanical generation and chemical reactions as routes to establishing an electrical potential. Mechanical motion is explored in connection with alternating current; chemical changes, such as the loss of a MiFa link, in connection with direct current. These are examples of production mechanisms, not general definitions of AC and DC.

Further proposals concern static electricity, arcing, lightning, superconductivity and the relationship between electric and magnetic fields. In the model, reduced SaCa expansion at low temperature may permit linked MiFa zones, while electric fields are associated with EPO alignment and magnetic fields with proton alignment. These extensions need separate technical treatments and quantitative comparison with established observations.

FOUNDATION TO RETAIN

Electricity: proposed transfer of EPO dimensional referencing through connected MiFa relationships.

Narration 11; original Chapter 15 (PDF pp. 138–155).

CHAPTER 11 / FIGURE AND AUDIO

Visual guide: Electricity and the EPO

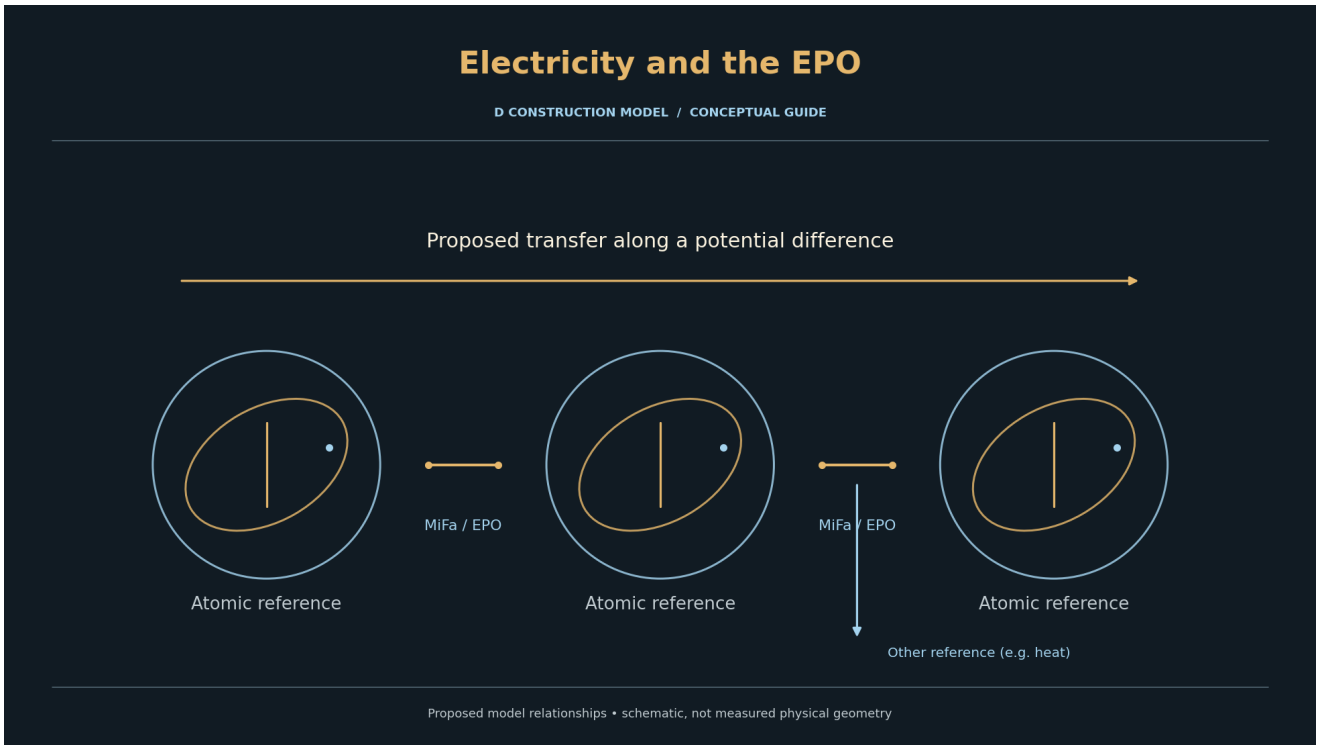

Reading the diagram. Three atomic references and the two intervening MiFa links illustrate reference transfer down an indicated potential difference. A downward branch indicates a possible other energy reference, such as heat. This is a conceptual pathway, not a circuit diagram or a calculation of current.

OPTIONAL COMPANION AUDIO CAPTION 12 • APPROX. 30–55 SECONDS

Electricity is the movement of EPO referencing between neighbouring MiFa zones in this model. A potential difference provides the proposed direction of transfer. The author relates current to the transfer, and resistance to the opposition or conversion of that reference into other effects, including heat. The same concept is extended to mechanical generators, chemical sources and fields. The model still needs equations that reproduce the familiar electrical measurements.

What this does not establish. The model must explain charge transport, measured current, voltage, resistance, field behaviour and superconductivity. A reference-transfer sketch alone cannot do so.

SYNTHESIS / THREE INTERACTION LEVELS

The three causal zones

The original applications repeat a common pattern: an overlap produces a causal region, and a different dimensional object or reference participates in it. The relationship changes with the level of construction.

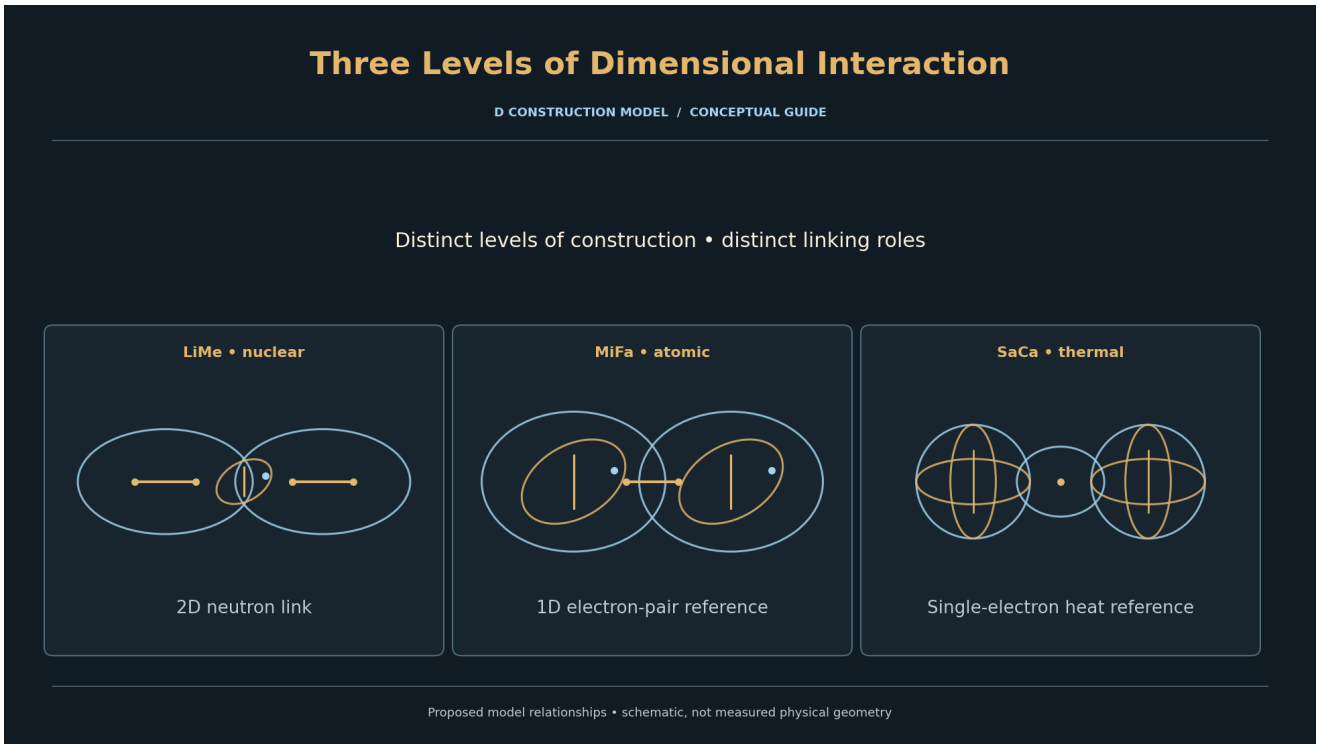

LiMe

One-dimensional proton objects form the proposed nuclear zone. A two-dimensional neutron provides the proposed linking reference.

MiFa

Two-dimensional atomic relationships form the proposed interatomic zone. The one-dimensional EPO provides the shared link.

SaCa

Three-dimensional atoms or molecules form the proposed inter-object zone. Single-electron referencing is associated with heat.

ONE RECURRING PROPOSAL

Dimensional objects are continuing time frames. The model uses their causal relationships to interpret observed physical effects. The three zones are not identical physical bubbles and their proposed mechanisms remain to be verified.

The companion concludes Act II by connecting these applications to the broader questions of gravity, relativity, determinism and cosmology in Act III.

REFERENCE / GLOSSARY AND RESEARCH

Terms and next steps

GeNion

Proposed fundamental zero-dimensional object.

Time frame

Complete movement encountered through a dimensional interaction.

DiRe

Radiation interpreted as transferable dimensional referencing.

LiMe / MiFa / SaCa

Intra-dimensional causal zones at distinct levels of construction.

EPO

Electron-pair object; the proposed shared one-dimensional MiFa reference.

PaCh

Proposed LiMe-related radiation associated with beta processes.

Priority questions for the author

• Specify the quantitative rules for force, mass and energy transfer.

• Review the precise nuclear and atomic geometries and the beta-process terminology.

• Define the chlorine-isotope and PaCh predictions, including expected outcomes and uncertainty.

• Compare the proposed optical, thermodynamic, magnetic and electrical mechanisms with established measurements.

Source basis: D Construction Model Act II narration draft 1; Whole book D con.pdf, original Chapters 8–15, with continuity from Act I. Page references throughout correspond to the source PDF. No external verification of the model's claims is represented in this prototype.